

experts in cooling technology







# VERTICAL COOLERS

## mini coolers



**S 56 SC**

Volume gross: 56 lt net: 50 lt  
 External Dimensions (mm)  
 w: 435 d: 488 h: 740  
 Capacity 0,3 l can: 55  
 Capacity 0,50 l pet bottle: 20  
 Facing: 5



**S 88 SC**

Volume gross: 88 lt net: 81 lt  
 External Dimensions (mm)  
 w: 490 d: 545 h: 840  
 Capacity 0,3 l can: 84  
 Capacity 0,50 l pet bottle: 48  
 Facing: 6



**S 149 SC**

Volume gross: 149 lt net: 145 lt  
 External Dimensions (mm)  
 w: 595 d: 664 h: 810  
 Capacity 0,3 l can: 133  
 Capacity 0,50 l pet bottle: 70  
 Facing: 7



**S 149 SL**

Volume gross: 149 lt net: 145 lt  
 External Dimension (mm)  
 w: 595 d: 664 h: 810  
 Capacity 0,3 l can: 133  
 Capacity 0,50 l pet bottle: 70  
 Facing: 7

### STANDARD FEATURES

- Climate Class 4
- Temperature range 0/+10°C
- Fan assisted cooling
- Adjustable thermostat
- Tempered double glass
- Thermoformed inner liner
- Plastic back panel
- Ozone friendly refrigerant R134a

#### S 56 SC / S 88 SC

- Vertical inner light
- 4 adjustable feet
- Illuminated canopy
- Self-closing door
- Wall mountable

#### S149 SC / SL

- Horizontal internal light
- 2 adjustable feet at front, 2 rollers at the rear
- Solid lid door (SL)

### OPTIONAL FEATURES

- Thermometer (Analogue / Digital)
- Fan switch
- Door lock
- Price holder
- Additional shelf
- Sticker application
- Customized silk screen printing on the outer body
- Coloured body
- Coloured visual plastic parts

#### S 56 SC / S 88 SC

- Reversible Door
- Steel sheet inner liner
- Vertical inner light with LED

#### S149 SC / SL

- Internal light switch
- Horizontal inner light with LED

Model	Container / Truck Loading Capacities			
	20"	40"	40"HC	13.6m truck
S 56 SC	165	340	345	417
S 88 SC	88	184	276	312
S 149 SC	54	114	171	240
S 149 SL	54	114	171	240





# VERTICAL COOLERS

## single doors



S 240 SC

Volume gross: 250 lt net: 223 lt  
 External Dimensions (mm) w: 595 d: 640 h: 1355  
 Capacity 0,3 l can: 273  
 Capacity 0,50 l pet bottle: 126  
 Facing: 7



D 372 SCM 5C

Volume gross: 372 lt net: 334 lt  
 External Dimensions (mm) w: 595 d: 640 h: 1856  
 Capacity 0,3 l can: 399  
 Capacity 0,50 l pet bottle: 189  
 Facing: 7



D 372 SCM 4C

Volume gross: 372 lt net: 334 lt  
 External Dimensions (mm) w: 595 d: 640 h: 1985  
 Capacity 0,3 l can: 399  
 Capacity 0,50 l pet bottle: 189  
 Facing: 7

### STANDARD FEATURES

- Climate Class 4
- Temperature range 0/+10°C
- Fan assisted cooling
- Adjustable thermostat
- Tempered double glass
- Steel sheet body with electrostatic powder paint
- Thermoformed plastic inner liner
- Illuminated canopy
- Horizontal internal light
- Built-in door handle
- Plastic kick plate
- Plastic back panel
- 2 adjustable feet at front, 2 rollers at the rear
- Ozone friendly refrigerant R134a

#### S 240 SC

- 3 adjustable shelves

#### D 372 SCM 5C / 4C

- 5 adjustable shelves

### OPTIONAL FEATURES

- Thermometer (Analogue / Digital)
- Internal light switch
- Vertical internal light-Fan switch
- On/off switch for mains
- On/off switch for canopy
- Metal kick plate
- Door lock
- Self closing door
- Reversible door
- Gravity shelf
- Sticker application
- Price holder
- Silk screen printing on the body
- Coloured body
- Coloured visual plastic parts
- 4 rollers
- Grab door handle
- Horizontal / vertical inner light with LED

#### D 372 SCM 4C

- “D” condition
- Refrigerant R-600
- Energy saving solution
- Curved canopy / glass door / kick plate

- Street Cooler version (Operation range : -20 °C / +32 °C)
- Night cover
- Door lock with remote control

Model	Container / Truck Loading Capacities			
	20"	40"	40"HC	13.6m truck
S 240 SC	27	57	57	80
D 372 SCM 5C	27	57	57	80
D 372 SCM 4C	27	57	57	80





# VERTICAL COOLERS

single doors



Volume gross: 372 lt net: 334 lt  
 External Dimensions (mm) w: 595 d: 640 h: 1856  
 Capacity 0,3 l can: 399  
 Capacity 0,50 l pet bottle: 189  
 Facing: 7



Volume gross: 372 lt net: 334 lt  
 External Dimensions (mm) w: 595 d: 640 h: 1856  
 Capacity 0,3 l can: 399  
 Capacity 0,50 l pet bottle: 189  
 Facing: 7



Volume gross: 372 lt net: 334 lt  
 External Dimensions (mm) w: 595 d: 640 h: 1856  
 Capacity 0,3 l can: 399  
 Capacity 0,50 l pet bottle: 189  
 Facing: 7

## STANDARD FEATURES

- Climate Class 4
- Temperature range 0/+10°C
- Fan assisted cooling
- Adjustable thermostat
- Steel sheet body with electrostatic powder paint
- Thermoformed plastic inner liner
- Horizontal internal light
- Built-in door handle
- Plastic kick plate
- Plastic back panel
- 2 adjustable feet at front, 2 rollers at the rear
- 5 adjustable shelves
- Ozone friendly refrigerant R134a

**D 372 SCM 4 / 4 TD**  
 -Tempered double glass

**D 372 SLM 4**  
 -Solid lid door

## OPTIONAL FEATURES

- D condition
- Analogue or Digital Thermometer
- Internal Light Switch
- Vertical internal Light
- Fan Switch
- Door Lock
- Self Closing Door
- Reversible Door
- Gravity Shelf
- Metal kick plate
- Grab Door Handle
- Sticker Application
- Price Holders
- Silk Screen Printing on the Body
- Coloured Body
- Coloured Visual Plastic Parts
- LED cabinet or canopy lighting
- 4 rollers

Model	Container / Truck Loading Capacities			
	20"	40"	40"HC	13.6m truck
D 372 SC M4	27	57	57	80
D 372 SL M4	27	57	57	80
D 372 SCM 4TD	27	57	57	80





# VERTICAL COOLERS

## single doors



Volume gross: 418 lt net: 368 lt  
 External Dimension (mm) w: 595 d: 695 h: 1900  
 Capacity 0.3 l can: 490  
 Capacity 0.50 l pet bottle: 245  
 Facing: 7

Volume gross: 418 lt net: 368 lt  
 External Dimension (mm) w: 595 d: 695 h: 2080  
 Capacity 0.3 l can: 490  
 Capacity 0.50 l pet bottle: 245  
 Facing: 7

Volume gross: 449 lt net: 410 lt  
 External Dimension (mm) w: 695 d: 612 h: 2010  
 Capacity 0.3 l can: 540  
 Capacity 0.50 l pet bottle: 270  
 Facing: 9

### STANDARD FEATURES

- Climate Class: 4
- Temperature Range 0 / +10 °C
- Fan assisted cooling
- Tempered Double Glass
- Adjustable Mechanical Thermostat
- Steel Sheet body with electrostatic powder paint
- Thermoformed plastic inner liner (D 418 / SC 505 TF)
- Steel Sheet Inner Liner (SC 505)
- Horizontal internal light (D 418)
- Vertical internal light (SC 505)
- Built-in door handle
- Plastic kick plate
- Plastic Back Panel
- 4 Adjustable feet
- 5 adjustable shelves
- Ozon Friendly Refrigerant R 134-a

### OPTIONAL FEATURES

- D condition
- Analogue or Digital Thermometer
- Internal Light Switch
- Fan Switch
- On/Off switch for canopy
- Mechanical Door Lock
- Remote Control Door Lock
- Self Closing Door
- Reversible Door
- Gravity Shelf
- Grab Door Handle
- Sticker Application
- Price Holders
- Silk Screen Printing on the Body
- Coloured Body
- "INOX Look" External Body
- Coloured Visual Plastic Parts
- LED cabinet or canopy lighting
- Street Cooler Version (operation range: -20°C / +32°C)
- Night Cover
- Hydrocarbon Gas (R 290 in SC 505)

#### D 418 GCDC

- Curved canopy / glass door / kick plate

#### SC 505

- Thermoformed plastic inner body

Model	Container / Truck Loading Capacities			
	20"	40"	40"HC	13.6m truck
D 418 GCD	27	57	57	72
D 418 GCDC	27	57	57	72
SC 505	27	57	57	63





# VERTICAL COOLERS

## single doors



SC 600



SC 600 HG



S 650 SC



S 650 SL

Volume gross: 591 lt net: 530 lt  
 External Dimension (mm)  
 w: 695 d: 750 h: 2010  
 Capacity 0,3 l can: 710  
 Capacity 0,50 l pet bottle: 355  
 Facing: 9

Volume gross: 591 lt net: 567 lt  
 External Dimension (mm)  
 w: 695 d: 750 h: 2213  
 Capacity 0,3 l can: 772  
 Capacity 0,50 l pet bottle: 426  
 Facing: 9

Volume gross: 658 lt net: 576 lt  
 External Dimension (mm)  
 w: 695 d: 815 h: 2010  
 Capacity 0,3 l can: 720  
 Capacity 0,50 l pet bottle: 360  
 Facing: 9

Volume gross: 658 lt net: 576 lt  
 External Dimensions (mm)  
 w: 695 d: 815 h: 2010  
 Capacity 0,3 l can: 720  
 Capacity 0,50 l pet bottle: 360  
 Facing: 9 (solid lid door)

### STANDARD FEATURES

- Vertical internal light
- Built-in door handle
- Plastic kick plate
- Plastic Back Panel
- 4 Adjustable feet
- 5 adjustable shelves
- Self Closing Door
- Fan switch
- Ozon Friendly Refrigerant R 134-a

#### S 650 SC / SC 600

- Tempered Double Glass Doors

#### S 650 SL

- Solid Lid Door

### OPTIONAL FEATURES

- D condition
- Analogue or Digital Thermometer
- Internal Light Switch
- On/Off switch for canopy
- Mechanical Door Lock
- Remote Control Door Lock
- Reversible Door
- Gravity Shelf
- Grab Door Handle
- Sticker Application
- Price Holders
- Silk Screen Printing on the Body

- Coloured Body
- "INOX Look" External Body
- Coloured Visual Plastic Parts
- LED cabinet or canopy lighting
- Curved canopy / glass door / kick plate
- Metal Kick Plate
- 4 Rollers
- Street Cooler Version (operation range: -20°C / +32°C)
- Night Cover
- Hydrocarbon Gas (R 290)

#### S 650 SC / SC 600

- Roto Shelf System

Model	Container / Truck Loading Capacities			
	20"	40"	40"HC	13.6m truck
SC 600	24	48	48	57
SC 600 HG	24	48	48	57
S 650 SC	22	44	44	52
S 650 SL	22	44	44	52





## SUBZERO LINE for beers

VN 29 B



Volume gross: 322 lt net: 255 lt  
External Dimensions (mm)  
w: 595 d: 669 h: 1811  
Capacity 0,3 l can: 294  
Capacity 0,50 l pet bottle: 165  
Facing: 7 (solid lid door)

VN 29 G



Volume gross: 322 lt net: 255 lt  
External Dimensions (mm)  
w: 595 d: 669 h: 1811  
Capacity 0,3 l can: 294  
Capacity 0,50 l pet bottle: 165  
Facing: 7

VN 50 B



Volume gross: 584 lt net: 498 lt  
External Dimensions (mm)  
w: 675 d: 825 h: 2013  
Capacity 0,3 l can: 575  
Capacity 0,50 l pet bottle: 319  
Facing: 8 (solid lid door)

VN 50 G



Volume gross: 584 lt net: 498 lt  
External Dimension (mm)  
w: 675 d: 825 h: 2013  
Capacity 0,3 l can: 575  
Capacity 0,50 l pet bottle: 319  
Facing: 8

### STANDARD FEATURES

#### VN 29 B / VN 50 B

- Climate Class: 4
- Operational Range -3,5°C / -5,5 °C
- Rounded Design
- Adjustable Shelves
- Door Lock and Self Closing Door
- Prepainted Steel Sheet Inner Liner
- Built-in door handle
- Frost-free system
- Digital thermometer display
- Finned Evaporator

#### VN 29 G / VN 50 G

- Climate Class: 4
- "Anti-Lock Glass Door
- Adjustable Shelves
- Door Lock and Self Closing Door
- Ergonomic Handle
- Frost-free system
- Digital thermometer display
- Internal Vertical Light
- Finned Evaporator  
(with cold air forced ventilation)
- Removable refrigeration unit base

### OPTIONAL FEATURES

- Sticker Application
- Price Holders

Model	Container / Truck Loading Capacities			
	20"	40"	40"HC	13.6m truck
VN 29 B	25	51	51	60
VN 29 G	25	51	51	60
VN 50 B	18	39	39	48
VN 50 G	18	39	39	48





S 880 SC DD

Volume gross: 806 lt net: 594 lt  
 External Dimension (mm)  
 w: 880 d: 820 h: 2010  
 Capacity 0,3 l can: 960  
 Capacity 0,50 l pet bottle: 480  
 Facing: 12



S 880 SC TD

Volume gross: 914 lt net: 700 lt  
 External Dimensions (mm)  
 w: 880 d: 860 h: 2010  
 Capacity 0,3 l can: 960  
 Capacity 0,50 l pet bottle: 480  
 Facing: 12



S 880 SC DD SLIM

Volume gross: 670 lt net: 578 lt  
 External Dimension (mm)  
 w: 880 d: 710 h: 2010  
 Capacity 0,3 l can: 840  
 Capacity 0,50 l pet bottle: 420  
 Facing: 12



S 880 SC TD SLIM

Volume gross: 778 lt net: 684 lt  
 External Dimension (mm)  
 w: 880 d: 710 h: 2010  
 Capacity 0,3 l can: 840  
 Capacity 0,50 l pet bottle: 420  
 Facing: 12

## VERTICAL COOLERS double doors



S 900 SC DD

Volume gross: 858 lt net: 718 lt  
 External Dimensions (mm)  
 w: 1100 d: 694 h: 2010  
 Capacity 0,3 l can: 900  
 Capacity 0,50 l pet bottle: 450  
 Facing: 15



S 900 SC TD

Volume gross: 945 lt net: 725 lt  
 External Dimensions (mm)  
 w: 1100 d: 734 h: 2010  
 Capacity 0,3 l can: 900  
 Capacity 0,50 l pet bottle: 450  
 Facing: 15

### STANDARD FEATURES

- Climate Class: 4
- Temperature Range 0 / +10 °C
- Fan assisted cooling
- Tempered Double Glass
- Adjustable Mechanical Thermostat
- Steel Sheet body with electrostatic powder paint
- Prepainted steel sheet inner cabinet
- 2 Vertical internal lights
- 4 Adjustable heavy duty shelves

- 4 Adjustable feet
- Plastic kick plate
- On/off switch for inner light
- Ozon Friendly Refrigerant R 134-a

#### DD – Sliding Glass Models

- Self closing sliding glass door with stoper

#### TD – Hinged Door Models

- On/Off switch for canopy

### OPTIONAL FEATURES

- Analogue or Digital Thermometer
- Remote Control Door Lock
- Sticker Application
- Price Holders
- Silk Screen Printing
- Coloured Plastic Parts
- Metal kick plate

- Door Holder for TD models
- Vertical internal LED light
- “INOX Look” External Body
- Night Cover
- Hydrocarbon Gas (R 600)

#### S 880 SC DD / TD

- Street Cooler (at operation range -20°C/+32°C)

Model	Container / Truck Loading Capacities			
	20"	40"	40"HC	13.6m truck
S 880 SC DD / TD SLIM	18	39	39	47
S 880 SC DD / TD	12	28/26	28/26	32/30
S 900 SC DD / TD	16	33	33	37





# VERTICAL COOLERS double doors

S 1000 SC DD



Volume gross: 957 lt net: 803 lt  
External Dimensions (mm)  
w: 990 d: 820 h: 2010  
Capacity 0,3 l can: 1040  
Capacity 0,50 l pet bottle: 520  
Facing: 13

S 1000 SC TD



Volume gross: 1044 lt net: 796 lt  
External Dimensions (mm)  
w: 990 d: 860 h: 2010  
Capacity 0,3 l can: 1040  
Capacity 0,50 l pet bottle: 520  
Facing: 13

S 1200 SC DD



Volume gross: 1075 lt net: 902 lt  
External Dimensions (mm)  
w: 1100 d: 820 h: 2010  
Capacity 0,3 l can: 1200  
Capacity 0,50 l pet bottle: 600  
Facing: 15

S 1200 SC TD



Volume gross: 1175 lt net: 910 lt  
External Dimension (mm)  
w: 1100 d: 860 h: 2010  
Capacity 0,3 l can: 1200  
Capacity 0,50 l pet bottle: 600  
Facing: 15

## STANDARD FEATURES

- Climate Class: 4
- Temperature Range 0 / +10 °C
- Fan assisted cooling
- Tempered Double Glass
- Adjustable Mechanical Thermostat
- Steel Sheet body with electrostatic powder paint
- Prepainted steel sheet inner cabinet
- 2 Vertical internal lights
- 4 Adjustable heavy duty shelves
- 4 Adjustable feet
- Plastick kick plate

- On/off switch for inner light
- Ozon Friendly Refrigerant R 134-a

### DD – Sliding Glass Models

- Self closing sliding glass door with stoper

### TD – Hinged Door Models

- On/Off switch for canopy

## OPTIONAL FEATURES

- Analogue or Digital Thermometer
- Remote Control Door Lock
- Sticker Application
- Price Holders
- Silk Screen Printing
- Coloured Plastic Parts
- Metal kick plate
- Door Holder for TD models
- Vertical Internal LED light
- “INOX Look” External Body
- Night Cover
- Hydrocarbon Gas (R 600)
- Street Cooler (at operation range -20°C/+32°C)

Model	Container / Truck Loading Capacities			
	20"	40"	40"HC	13.6m truck
S 1000 SC DD	12	28	28	32
S 1000 SC TD	12	26	26	30
S 1200 SC DD	12	28	28	32
S 1200 SC TD	12	26	26	30





# ROTO SHELF COOLERS

double doors

S 880 SC TD ROTO



Volume gross: 914 lt net: 690 lt  
 External Dimensions (mm)  
 w: 880 d: 860 h: 2010  
 Capacity 0,3 l can: 370  
 Capacity 0,50 l pet bottle: 370  
 Facing: 10

S 880 SC TD SLIM ROTO



Volume gross: 778 lt net: 568 lt  
 External Dimension (mm)  
 w: 880 d: 750 h: 2010  
 Capacity 0,3 l can: 370  
 Capacity 0,50 l pet bottle: 370  
 Facing: 10

## STANDARD FEATURES

- Climate Class: 4
- Temperature Range 0 / +10 °C
- Fan assisted cooling
- Tempered Double Glass
- Adjustable Mechanical Thermostat
- Steel Sheet body with electrostatic powder paint
- Prepainted steel sheet inner cabinet
- 2 Vertical internal lights
- Roto Shelf System
- 4 Adjustable feet
- Plastick kick plate

- Door Holders
- On/off switch for inner light
- On/Off switch for canopy
- Ozon Friendly Refrigerant R 134-a

## OPTIONAL FEATURES

- Analogue or Digital Thermometer
- Remote Control Door Lock
- Sticker Application
- Silk Screen Printing
- Metal kick plate
- Vertical Internal LED light
- “INOX Look” External Body
- Hydrocarbon Gas (R 600)

Model	Container / Truck Loading Capacities			
	20"	40"	40"HC	13.6m truck
S 880 SC TD ROTO	12	26	26	30
S 880 SC TD SLIM ROTO	18	39	39	47





# IMPULSE LINE

open front / open top coolers



E 300 OPEN FRONT

Volume gross: 160 lt  
 External Dimensions (mm)  
 w: 650 d: 580 h: 1132  
 Capacity 0,3 l can: 196  
 Capacity 0,50 l pet bottle: 98  
 Facing: 8



E 400 OPEN FRONT

Volume gross: 210 lt  
 External Dimensions (mm)  
 w: 650 d: 580 h: 1490  
 Capacity 0,3 l can: 228  
 Capacity 0,50 l pet bottle: 114  
 Facing: 8



E 400 JANUS OPEN FRONT

Volume gross: 210 lt  
 External Dimensions (mm)  
 w: 650 d: 725 h: 1490  
 Capacity 0,3 l can: 300  
 Capacity 0,50 l pet bottle: 150  
 Facing: 8



E 600 OPEN TOP

Volume gross: 70 lt  
 External Dimension (mm)  
 w: 650 d: 420 h: 960  
 Capacity 0,3 l can: 96  
 Capacity 0,50 l pet bottle: 65  
 Facing: 8

## STANDARD FEATURES

- Flat Shelves (Open Front)
- Temperature range +3/+5 °C

## OPTIONAL FEATURES

- Wheels
- Gravity Shelves
- Flexible Dividers (Open Front)
- Product Divider (Open Top)
- Sticker Application
- Price Holders

Model	Container / Truck Loading Capacities			
	20"	40"	40"HC	13.6m truck
E 300 OPEN FRONT	27	54	54	60
E 400 OPEN FRONT	27	54	54	60
E 400 JANUS OPEN FRONT	21	45	45	51
E 600 OPEN TOP	33	138	138	156





# OPEN FRONT COOLERS



OF 185

Volume gross: 193 lt net: 141 lt  
 External Dimensions (mm) w: 630 d: 642 h: 1571  
 Capacity 0,3 l can: 182  
 Capacity 0,50 l pet bottle: 92  
 Facing: 7



OF 375

Volume gross: 380 lt net: 264 lt  
 External Dimensions (mm) w: 730 d: 754 h: 1851  
 Capacity 0,3 l can: 324  
 Capacity 0,50 l pet bottle: 162  
 Facing: 9



OF 1100

Volume gross: 1008 lt net: 770 lt  
 External Dimensions (mm) w: 1130 d: 997 h: 2120  
 Capacity 0,3 l can: 1080  
 Capacity 0,50 l pet bottle: 540  
 Facing: 15

## STANDARD FEATURES

- Temperature Range 0 / +10 °C
- Fan assisted cooling
- Digital Thermometer
- Tempered Side Glasses
- Night Curtain
- Easy replacement with pallet truck bottom frame (OF 100)

### OF 185 / OF 375

- Ozon Friendly Refrigerant R 134-a

### OF 1100

- Ozon Friendly Refrigerant R 404-a

## OPTIONAL FEATURES

- Coloured Body
- Coloured Plastic Parts
- Sticker Application
- Price Holders



OF 185    OF 375    OF 1100

Model	Container / Truck Loading Capacities			
	20"	40"	40"HC	13.6m truck
OF 185	27	54	54	60
OF 375	21	45	45	51
OF 1100	10	24	24	26





# HORIZONTAL COOLERS

## bottle coolers

**S 152 BCSG AC**



Volume gross: 152 lt net: 140 lt  
 External Dimensions (mm)  
 w: 584 d: 634 h: 820  
 Capacity 0,50 l pet bottle: 190  
 Sliding Glass Lids

**S 152 BC**



Volume gross: 152 lt net: 140 lt  
 External Dimensions (mm)  
 w: 584 d: 634 h: 820  
 Capacity 0,50 l pet bottle: 190  
 Solid Lid

**S 200 BCSG RF AC**



Volume gross: 179 lt net: 118 lt  
 External Dimensions (mm)  
 w: 634 d: 724 h: 820  
 Capacity 0,50 l pet bottle: 203  
 Sliding Glass Lids

**S 300 BC**



Volume gross: 295 lt net: 284 lt  
 External Dimension (mm)  
 w: 1060 d: 665 h: 842  
 Capacity 0,50 l pet bottle: 473  
 Solid Lid

### STANDARD FEATURES

- Climate Class: 4
- Temperature Range 0 / +10 °C
- Adjustable Mechanical Thermostat
- Steel Sheet body with electrostatic powder paint
- Embossed Aluminium Inner Liner
- Ozon Friendly Refrigerant R 134-a

#### **S 152 BC / BCSG AC**

- 4 Feet

#### **S 200 BCSG RF AC / S 300 BC**

- 2 Fixed Rollers + 2 Castors
- Fan assisted cooling (RF AC)

### OPTIONAL FEATURES

- Analogue or Digital Thermometer
- Bottle Opener
- Parasol Holder
- Sticker Application
- Customed Silk Screen Printing on the Body
- Coloured Body
- Basket
- Illuminated Canopy (BCSG models)

#### **S 152 BC / BCSG AC**

- 2 Fixed Rollers + 2 Castors

#### **S 200 BCSG RF AC**

- Hydrocarbon Gas (R 600)

Model	Container / Truck Loading Capacities			
	20"	40"	40"HC	13.6m truck
S 152 BC / BCSG AC	54	114	170	189
S 200 BCSG RF AC	48	102	152	171
S 300 BC	32	68	101	132





# HORIZONTAL COOLERS

counter & back bar coolers



S 220 BB

Volume gross: 211 lt net: 180 lt  
 External Dimensions (mm) w: 885d: 515 h: 880  
 Capacity 0.3 l can: 192  
 Capacity 0.50 l pet bottle: 120  
 Facing: 12



S 300 RYSG

Volume gross: 270 lt net: 238 lt  
 External Dimensions (mm) w: 900 d: 750 h: 950  
 Capacity 0.3 l can: 288  
 Capacity 0.50 l pet bottle: 144  
 Facing: 12



S 300 RYSG-2

Volume gross: 270 lt net: 238 lt  
 External Dimensions (mm) w: 900 d: 750 h: 950  
 Capacity 0.3 l can: 288  
 Capacity 0.50 l pet bottle: 144  
 Facing: 12

## STANDARD FEATURES

- Climate Class: 4
- Temperature Range 0 / +10 °C
- Fan assisted cooling
- Tempered Double Glass
- Adjustable Mechanical Thermostat
- Steel Sheet body with electrostatic powder paint
- Horizontal internal light
- 2 Shelves
- 4 Adjustable feet
- Ozon Friendly Refrigerant R 134-a

- S 220 BB**
- Embossed Aluminium Inner Liner
- S 300 RYSG / RYSG-2**
- On/Off switch for mains
  - Prepainted Inner Steel Sheet Liner
  - Easy Servisable Cooling Deck

## OPTIONAL FEATURES

- Sticker Application
- Price Holders
- Coloured Body
- Horizontal LED light
- Metal back panel
- Additional Shelf
- Hydrocarbon Gas (R 600)

- S 220 BB**
- Door Lock
  - Prepainted Steel Sheet Inner Liner
  - Hinged Door Version
  - Hydrocarbon Gas ( R600)

- S 300 RYSG / RYSG-2**
- Main Socker at Rear

Model	Container / Truck Loading Capacities			
	20"	40"	40"HC	13.6m truck
S 220 BB	48	100	100	120
S 300 RYSG	28	60	60	88
S 300 RYSG-2	28	60	60	88





# WINE COOLERS



**S 149 WIC ST**



Volume gross: 149 lt net: 145 lt  
 External Dimension (mm)  
 w: 595 d: 664 h: 810  
 Capacity 70 cl bottle: 22  
 Facing: 6  
 Glass Door

**S 149 WIC H**



Volume gross: 149 lt net: 145 lt  
 External Dimension (mm)  
 w: 595 d: 664 h: 810  
 Capacity 70 cl bottle: 22  
 Facing: 6  
 Solid Door

**D 372 WIC ST**



Volume gross: 372 lt net: 334 lt  
 External Dimension (mm)  
 w: 595 d: 640 h: 1856  
 Capacity 70 cl bottle: 35  
 Facing: 6  
 Glass Door

**D 372 WIC H**



Volume gross: 372 lt net: 334 lt  
 External Dimensions (mm)  
 w: 595 d: 640 h: 1856  
 Capacity 70 cl bottle: 35  
 Facing: 6  
 Solid Door

**D 372 WIC ST PREMIUM**



Volume gross: 372 lt net: 334 lt  
 External Dimensions (mm)  
 w: 595 d: 640 h: 1856  
 Capacity 70 cl bottle: 35  
 Facing: 6  
 Glass Door

## STANDARD FEATURES

- Temperature Range +7 / +20 °C
- Static cooling
- Adjustable Mechanical Thermostat
- Steel Sheet body with electrostatic powder paint
- Thermoformed plastic inner liner
- Horizontal internal light
- Built-in door handle
- Door Lock
- Plastic kick plate
- 2 Adjustable feet at front and 2 rollers at the rear
- Ozon Friendly Refrigerant R 134-a

- S 149 WIC ST**
  - Tempered double glass
  - 2 Adjustable wooden shelves
- S 149 WIC H**
  - 2 Adjustable wooden shelves
- D 372 WIC ST**
  - Tempered double glass
  - 5 standard and 2 gravity wire shelves
- D 372 WIC H**
  - 5 Adjustable wooden shelves

## OPTIONAL FEATURES


- Fan assisted cooling
- Analogue or Digital Thermometer
- Internal Light Switch
- Fan Switch
- Sticker Application
- Silk Screen Printing on the Body
- Coloured Body
- Grab Door Handle
- Additional Shelf

- D 372 WIC ST / H**
  - Vertical Internal Light
  - Self Closing Door
  - Reversible Door

- Temperature Range +7 / +20 °C
- Fan assisted cooling
- Adjustable Mechanical Thermostat
- Digital Thermometre
- INOX Look Body
- Thermoformed plastic inner liner
- 2 Vertical Internal Lights
- Special Design Grab Handle
- 5 Wooden + 1 Gravity Wire Shelves
- Carbon Filter

Model	Container / Truck Loading Capacities			
	20"	40"	40"HC	13.6m truck
S 149 WIC ST / H	60	114	171	240
S 372 WIC ST / H	27	57	57	80





# CONSERVATORS

aluminium frame



D 200 DFSG AC (AF)

Volume gross: 200 lt net: 157 lt  
External Dimensions (mm)  
w: 724 d: 634 h: 820



D 300 DFSG AC (AF)

Volume gross: 270 lt net: 245 lt  
External Dimensions (mm)  
w: 1014 d: 634 h: 820



D 400 DFSG AC (AF)

Volume gross: 401 lt net: 337 lt  
External Dimensions (mm)  
w: 1304 d: 634 h: 820



D 500 DFSG AC (AF)

Volume gross: 448 lt net: 411 lt  
External Dimension (mm)  
w: 1554 d: 634 h: 820



D 200 DFSG FF (FC)

Volume gross: 190 lt net: 157 lt  
External Dimensions (mm)  
w: 724 d: 634 h: 820



D 300 DFSG FF (FC)

Volume gross: 296 lt net: 245 lt  
External Dimensions (mm)  
w: 1014 d: 634 h: 820



D 400 DFSG FF (FC)

Volume gross: 401 lt net: 334 lt  
External Dimensions (mm)  
w: 1304 d: 634 h: 820



D 500 DFSG FF (FC)

Volume gross: 493 lt net: 411 lt  
External Dimension (mm)  
w: 1554 d: 634 h: 820

## STANDARD FEATURES


- Climate Class: 4
- Temperature Range -13 / -23°C
- Adjustable Mechanical Thermostat
- Aluminium Frame
- Sliding Glass Lids
- Low-E Glass
- Lock and keys
- 2 Fixed Rollers + 2 Castors
- Embossed Aluminium Inner Liner
- Steel Sheet body with electrostatic powder paint
- Ozon Friendly Refrigerant R 134-a

## OPTIONAL FEATURES

- Analogue or Digital Thermometer
- Baskets
- Galvanised Inner Liner
- Sticker Application
- Coloured Body
- Ice-Scraper
- Illuminated Chest Canopy
- Bumper Bar for Corners
- Refrigerant R 404-a
- Hydrocarbon Gas (R 600)

Model	Container / Truck Loading Capacities			
	20"	40"	40"HC	13.6m truck
D 200 DFSG	48	102	152	171
D 300 DFSG	32	68	101	132
D 400 DFSG	24	50	74	90
D 500 DFSG	22	48	72	81





# CONSERVATORS plastic frame

**D 200 DFSG AC**



**D 300 DFSG AC**



**D 400 DFSG AC**



**D 500 DFSG AC**



Volume gross: 200 lt net: 157 lt  
External Dimensions (mm)  
w: 724 d: 634 h: 820

Volume gross: 270 lt net: 245 lt  
External Dimensions (mm)  
w: 1014 d: 634 h: 820

Volume gross: 401 lt net: 337 lt  
External Dimensions (mm)  
w: 1304 d: 634 h: 820

Volume gross: 448 lt net: 411 lt  
External Dimension (mm)  
w: 1554 d: 634 h: 820

## STANDARD FEATURES

- Climate Class: 4
- Temperature Range -13 / -23°C
- Adjustable Mechanical Thermostat
- Plastic Frame
- Standard frame colour: Blue RAL 5005
- Sliding Glass Lids
- Low-E Glass
- Lock and keys for lids
- 2 Fixed Rollers + 2 Castors
- Built-in Skin Condenser
- Embossed Aluminium Inner Liner
- Steel Sheet body with electrostatic powder paint
- Ozon Friendly Refrigerant R 134-a

## OPTIONAL FEATURES

- Analogue or Digital Thermometer
  - Baskets
  - Galvanised Inner Liner
  - Sticker Application
  - Coloured Body
  - Ice-Scraper
  - Illuminated Chest Canopy
  - Bumper Bar for Corners
  - Refrigerant R 404-a
  - Hydrocarbon Gas (R 600)
- \*The plastic frame is available in different colours.  
The minimum order lot – 100 pieces

Model	Container / Truck Loading Capacities			
	20"	40"	40"HC	13.6m truck
D 200 DFSG AC	48	102	152	171
D 300 DFSG AC	32	68	101	132
D 400 DFSG AC	24	50	74	90
D 500 DFSG AC	20	48	72	81





# CONSERVATORS ice-cream display cabinet

D 400 DFSG AF - DISPLAY



Volume gross: 401 lt net: 337 lt  
External Dimensions (mm)  
w: 1304 d: 834 h: 1380

D 500 DFSG AF - DISPLAY



Volume gross: 448 lt net: 411 lt  
External Dimension (mm)  
w: 1554 d: 634 h: 1380

## STANDARD FEATURES

- Climate Class: 4
- Temperature Range -13 / -23°C
- Adjustable Mechanical Thermostat
- Curved Glass Top
- Horizontal Cabinet lighting
- Special space for 25 tubs in the inner section
- Special inox-stainless steel profile for tubs storage
- Built-in Skin Condenser
- Embossed Aluminium Inner Liner
- Steel Sheet body with electrostatic powder paint

- 2 Fixed Rollers + 2 Castors
- Ozon Friendly Refrigerant R 134-a


\*Gastronome Tubs are not included in the cabinet

## OPTIONAL FEATURES

- AnalogUE or Digital Thermometer
- Galvanised Inner Liner
- Sticker Application
- Coloured Body
- Refrigerant R 404-a
- Hydrocarbon Gas (R 600)

Model	Container / Truck Loading Capacities			
	20"	40"	40"HC	13.6m truck
D 400 DFSG AF - DISPLAY	24	50	56	72
D 500 DFSG AF - DISPLAY	22	48	54	60





# FREEZERS chest freezers

D 200 DF



Volume gross: 190 lt net: 175 lt  
External Dimensions (mm)  
w: 724 d: 720 h: 845

D 300 DF



Volume gross: 295 lt net: 272 lt  
External Dimensions (mm)  
w: 1014 d: 720 h: 845

D 400 DF



Volume gross: 400 lt net: 371 lt  
External Dimensions (mm)  
w: 1304 d: 720 h: 845

D 500 DF



Volume gross: 490 lt net: 455 lt  
External Dimension (mm)  
w: 1554 d: 720 h: 845

## STANDARD FEATURES

- Climate Class: tropical
- Temperature Range -18 / -34°C
- Adjustable Mechanical Thermostat
- Solid Lids with Integrated Lock
- Control Panel
- Mains Light
- Fast Freeze Light Switch
- Temperature warning light
- 4 Rollers
- Embossed Alluminium Inner Liner
- Steel Sheet body with electrostatic powder paint
- Ozon Friendly Refrigerant R 134-a

Model	Standard Basket Number
D 200 DF	1 basket
D 300 DF	1 basket
D 400 DF	2 basket
D 500 DF	3 basket

## OPTIONAL FEATURES

- AnalogUE or Digital Thermometer
- Additional Baskets
- Galvanised Inner Liner
- Sticker Application
- Coloured Body
- Inox-Look Outer Body
- Ice-Scraper
- Bumper Bar for Corners
- 'A' Energy Class is available (energy saving up to 50-60%)
- Hydrocarbon Gas (R 600)

Model	Container / Truck Loading Capacities			
	20"	40"	40"HC	13.6m truck
D 200 DF	42	90	135	162
D 300 DF	32	66	98	111
D 400 DF	24	50	74	90
D 500 DF	20	42	63	81





**KLIMASAN PRODUCTION  
PLANT and HEAD OFFICE:**

Klimasan Klima San. ve Tic. A.Ş.  
Cumhuriyet Bulvarı No: 1,  
Organize Sanayi Bölgesi, 45030  
Manisa – Türkiye  
Phone: + 90 236 236 22 33  
Fax: + 90 236 233 97 18  
export@klimasan.com.tr  
www.klimasan.com.tr

**RUSSIA:**

OOO "KLIMASAN"  
Prospect Vernadskogo No: 29,  
Office: 209  
119331, Moscow, Russian Federation  
Phone: + 7 499 131 44 74  
Fax: + 7 499 131 44 74  
export@klimasan.com.tr  
www.klimasan.com.tr

**UKRAINE:**

LLC "KLIMASAN UKRAINE"  
Prospect peremohy No: 53,  
03680, Kiev, Ukraine  
Phone: + 380 44 454 08 56 / 57  
Fax: + 380 44 454 08 58  
ukraine@klimasan.com.ua  
export@klimasan.com.tr  
www.klimasan.com.tr

\*\*\* KLIMASAN reserves the right to change all specifications without prior notice